

## Stage 2

# On the move

В този раздел ще попаднете в множество познати ситуации при пътуване. Ще се научите да се ориентирате и да питате за посоката на английски език и ще упражните съставянето на несложни въпроси и отговори.

За да обогатите речника си по темата за пътуванията, използвайте информацията в каретата *Do you know?* и *Word Power*.

English in  
20  
minutes a  
day

## **Stage 2 On the move**

**LESSON 1 Asking where things are**

**LESSON 2 Giving directions**

**LESSON 3 Signs and notices (1)**

**LESSON 4 Telling the time**

**BREAKTHROUGH 3 At the station**

**LESSON 5 Buying travel tickets**

**LESSON 6 What is happening?**

**LESSON 7 Signs and notices (2)**

**LESSON 8 What are you going to do?**

**LESSON 9 Seaside Mystery: Part 3**

**LESSON 10 Check your progress**

**LESSON 11 Asking about places**

**LESSON 12 How do you spell it?**

**BREAKTHROUGH 4 At the airport**

**LESSON 13 Finding out about cities**

**LESSON 14 Can you repeat that...?**

**LESSON 15 Making sense**

**LESSON 16 Finding out about countries**

**LESSON 17 Dealing with travel situations**

**LESSON 18 Ways to travel**

**LESSON 19 Seaside Mystery: Part 4**

**LESSON 20 Check your progress**

### Asking where things are



1 Чуѝте как шестима гуши питат за посоката. Вѝв Всеки диалог обѝрнете Внимание на:

- a polite introduction
- a question using *where*
- an answer
- a polite ending



### How to say it

Обѝрнете Внимание на следните съкратени форми в записа:

<i>Where's...?</i>	(съкратено от <i>Where is ...?</i> )
<i>There's ...</i>	(съкратено от <i>There is ...</i> )
<i>It's...</i>	(съкратено от <i>It is ...</i> )
<i>They're ...</i>	(съкратено от <i>They are ...</i> )



2 Прослушаѝте разговорите отново. Ако чуѝте съкратена форма, отбележете (✓) гумата в таблицата.

Speaker	<i>Where's</i>	<i>There's</i>	<i>It's</i>	<i>They're</i>
1	✓		✓	
2				
3				
4				
5				
6				

3 Прочетете Вѝпросите. Довършете отговорите с *There's*, *They're* или *It's*.

- Where is the bus station?  
..... in Bridge Street.
- Where are the toilets?  
..... through that red door.
- Where's the nearest post office?  
..... one opposite the cinema.
- Where are the nearest shops?  
..... in the centre of town.
- Is there a bookshop near here?  
Yes. .... one next to the bank.
- Where's Green Park?  
..... near the river.

### Do you know?

- Когато жѝлаете вежливо да попитате нещо, използвайте **Excuse me**, за да привлечете вниманието.
- **Where's the nearest...?** Изразѝт се употребява, когато искаме да открием най-близкия обект.
- За да завършите разговора по учтив начин, използвайте **Thank you** или **Thanks**.



4 Чујте как сегем гуши питат за посоката. Свржете се Всеки диалог със съответната картинка.

A



B



C




D



E



F



G



## Grammar: Prepositions

Предлозите се употребяват, за да опишем мястото на даден предмет спрямо друг. Те стоят пред съществителното име или именната фраза, описваща местоположението.

Green Park is *near* the river.

The bank is *in* the centre of town.

There's a supermarket *next to* the bus station.

See Grammar Bank



5 Прослушайте записа отново. Кои предлози чухте?

## 20 minutes+

Погрежете изреченията поред, за да се образуват два диалога.

(За улеснение е посочен номерът на първото изречение на всеки разговор.)

### Conversation 1

- 1 Oh, thank you.
- 2 Do you know where the cinema is?
- 3 Where's that?
- 4 There's a new cinema on Market Street.
- 5 Excuse me.
- 6 Market Street? It's in the centre of town.
- 7 Yes?

5



### Conversation 2




- 1 OK. It's in the centre of town.
- 2 Yes, please.
- 3 Can I help you?
- 4 Where's the station?
- 5 Oh, I want the bus station.
- 6 Ah, thank you.
- 7 There's a bus station and a train station.

3



### Giving directions

1 Как описвате посоката, указана от пътните знаци?

		
left	straight on	right

Ето няколко често използвани израза за указване на посоката:

Turn left.  
On the left.

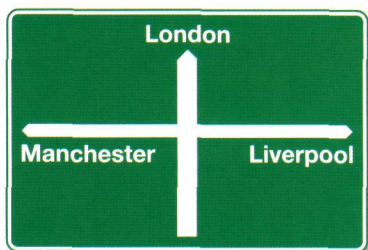
Go straight on.  
Keep straight on.  
Straight ahead.

Turn right.  
On the right.

2 Чуйте как шестима души питат за посоката. Определете къде иска да отиде всеки от тях и отбележете (✓) в съответната колона.

Speaker	Turn left	Straight on	Turn right
1			✓
2			
3			
4			
5			
6			

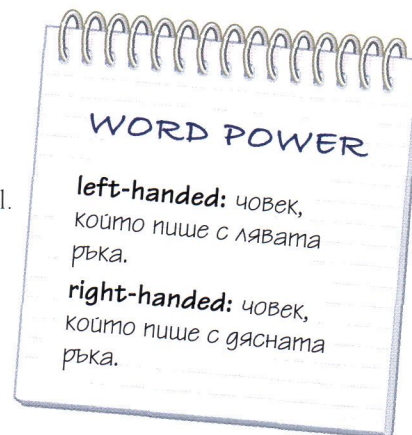
3 Разгледайте табелите и попълнете липсващите думи в указанията.



- 1 Go straight ..... for London.
- 2 Turn ..... for Manchester.
- 3 Turn ..... for Liverpool.



- 4 The café is there on the .....
- 5 There's the phone – over there on the .....
- 6 The toilets are ..... ahead.



## Grammar: Ordinal numbers

Когато указваме посоката, използваме числителни редни.


Take the *first* road on the right.

Take the *second* turning on the left.

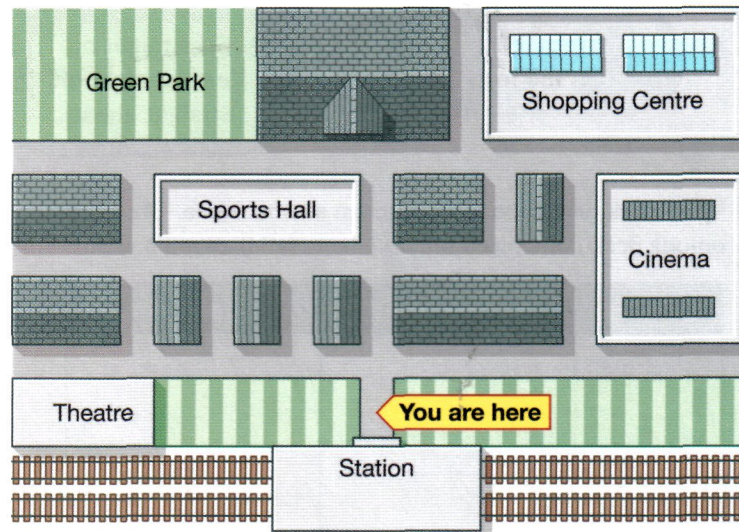
It's the *third* on the right.

King's Road is the *fourth* on the left.

See Grammar Bank


-  4 Разгледайте картата. Чуйте указанията, дадени на шестима души извън жп гарата. Проверете ги според картата. Къде отиват хората?

- 1 ..... theatre
- 2 .....
- 3 .....
- 4 .....
- 5 .....
- 6 .....



## 20 minutes+

Довършете изреченията според картата. Попълвайте празните места само с по една дума.



- 1 From the theatre to the sports hall:  
'Come out of the theatre and turn ..... . Then take the ..... turning on the ..... . Go straight ..... and you'll see the sports hall.'
- 2 From Green Park to the station:  
'Come out of the park and go ..... ahead. At the end of the road turn ..... . Take the ..... turning on the right and you'll see the station.'
- 3 From the cinema to Green Park:  
'Come out of the cinema and go ..... ahead. Take the third turning on the ..... and you'll see the park.'

### Signs and notices (1)

1 Знаци и указателни табели има навсякъде.

They give us information. 🔍

They tell us what we can do. ✓

They tell us what we can't do. ✗



2 Чуйте какво казват сегем гуши. Разгледайте табелите и ги свържете с говорещите.



A



B



C

Opening hours:  
08:00 – 20:00  
every day except  
closed Sunday

D




E



F



G



### How to say it

#### Съгласни

Някои често срещани двойки съгласни се произнасят на английски език като един звук.

*father*      *chair*  
*sing*         *shower*

Съгласните в края на глаголите се произнасят, защото може да указват глаголното време или отрицателната форма на глагола.

*looked*      *can't*  
*finished*    *haven't*

#### Гласни

Английските гуми невинаги се изписват, както се произнасят. Дадените голу двойки гуми се пишат по различен начин, но окончанията им звучат еднакво.

*sign*            *line*  
*straight*       *late*



3 Чуйте какво казват петима гуши за тези знаци. Слушайте внимателно за:

- съкратени форми: *can't* (*cannot*), *mustn't* (*must not*), *shouldn't* (*should not*).
- гумите: *against*, *public*, *straight*, *wants*, *lunch*.

Упражнявайте се да ги произнасят. Сравнявайте произношението си със записа.



## Do you know?

- Това ! е удивителен знак, който се използва във възклицания, предупреждения и важни указания. Ето как е употребен в тези табели.

**KEEP  
OUT!**

**DANGER!**

**STOP!**

- 4 Разгледайте табелите и прочетете изреченията.  
Отбележете (✓) в съответното квадратче *Вярно* или *Невярно*.

1 You can park your car here at night.



- True  
 False

4 A family ticket costs £5.95.

Admission Prices	
HOUSE & GARDENS	
Adults	£6.95
Concessions	£5.95
Family	£15.00

- True  
 False

2 You can take your dog into this park.



- True  
 False

5 The job centre is closed on Sunday.



- True  
 False

3 You must not swim here.



- True  
 False

6 This machine does not work.



- True  
 False

## 20 minutes+

Чујте трите разговора и попълнете празните места в табелите.

1

**Road Works**

Road Closed

\_\_\_\_\_ 12 May

Please use A \_\_\_\_\_

2

**Carlito's Store**

Monday – Friday

8 a.m. to \_\_\_\_\_ p.m.

Saturday

8 a.m. to \_\_\_\_\_ p.m.

Sunday – closed

3

**East Vale  
Swimming Pool**

Adults: £ \_\_\_\_\_

Children (under \_\_\_\_\_)

£2.00




### Telling the time

Какви гуми и изрази използвате на български език, за да кажете колко е часът? Разгледайте часовниците и кажете колко е часът на родния си език.



**o'clock**  
It's three o'clock.



**quarter past**  
It's quarter past three.




**half past**  
It's half past ten.



**quarter to**  
It's quarter to one.

### Day

**morning a.m.**  
It's seven in the morning.  
It's seven a.m.



### Night

**evening**  
It's seven thirty in the evening.  
It's seven thirty p.m.



**noon midday**  
It's noon.  
It's midday.


### Do you know?

- За да попитаме някого колко е часът, обикновено казваме: **Can you tell me the time, please?**  
По-разговорната форма е: **What's the time?**
- Ако часовникът ви избързва (изостава), може да употребите: **My watch is fast (slow).**



**midnight**  
It's midnight.  
It's twelve o'clock at night.


**afternoon p.m.**  
It's two in the afternoon.  
It's two p.m.



**morning a.m.**  
It's two thirty in the morning.  
It's two thirty a.m.



2 Ще чуете пет диалога. Изберете часа за Всеки от тях. Запишете номера на диалога в квадратчето.



Tuesday 21

Meeting  
at 10:30

### Regal Cinema

2:30 Jaws  
4:30 Murder o  
6:45 The World  
10:30 Little Wom

3 Разгледайте разписанието на полетите.

Flights from London Gatwick (LGW) to Frankfurt (FRA)									
depart	arrive	flight number	Monday	Tuesday	Wednesday	Thursday	Friday	Saturday	Sunday
07:15	08:45	BA 2934	✈	✈	✈	✈	✈	—	—
08:45	10:15	BA 2936	✈	✈	✈	✈	✈	✈	✈
11:25	13:00	BA 2938	✈	✈	✈	✈	✈	✈	—
14:50	16:15	BA 2940	✈	✈	✈	✈	✈	—	✈
16:40	18:10	BA 2942	✈	✈	✈	✈	✈	—	✈
19:45	21:15	BA 2946	✈	✈	✈	✈	✈	✈	✈




Довършете изреченията, като използвате информация от разписанието.

- 1 Flight BA 2936 leaves at .....
- 2 Flight BA 2942 arrives in Frankfurt at .....
- 3 On Mondays, the first plane to Frankfurt leaves at .....
- 4 The last plane to Frankfurt leaves at .....
- 5 BA 2940 doesn't fly on .....
- 6 Flight BA 2938 gets to Frankfurt at ..... o'clock in the afternoon.
- 7 Flight BA 2942 to Frankfurt takes ..... minutes.

## 20 minutes+



Чујте трите диалога. Попълнете липсващата информация в таблицата.

The next one to...	Oxford 	Paris 	Amsterdam 
leaves			
arrives			

## Stage 2

# Breakthrough 3

### Take the train

- 1 Колко често пътувате с влак? Как се наричат различните влакове на български език?



suburban line (UK) commuter rail (US)



underground (UK)  
subway (US)



intercity

### Do you know?

- В някои страни пътниците заплащат по-скъпи билети за **fast (express) trains**.
- Пътническите влакове, спиращи на всички гары, се наричат **stopping (local) trains**.

- 2 Довършете изреченията с информацията от таблото за пристигащите влакове.

ARRIVALS											
Time	From	Platform	Due	Time	From	Platform	Due	Time	From	Platform	Due
17:20	Reading	8	17:18	17:45	Oxford	8	17:50	18:12	Malvern	10	
17:23	Bristol	1	17:22	17:48	Heathrow	7	17:48	18:18	Paignton	5	
17:26	Greenford	13	17:24	17:50	Bedwyn	12	17:50	18:18	Heathrow	7	
17:27	Swansea	2	17:25	17:53	Weston s/m	8	17:53	18:20	Reading	11	
17:33	Heathrow	7	17:33	17:56	Greenford	14		18:23	Bristol	4	
17:35	Slough	13	17:35	18:03	Heathrow	6		18:27	Swansea	3	
17:38	Oxford	14	17:43	18:05	Slough	11		18:28	Greenford	12	
17:40	Cheltenham	5	17:40	18:08	Oxford	14		18:33	Heathrow	6	

Yellow times indicate fast trains

- 1 The 17.26 from ..... is due to arrive at ..... at platform .....
- 2 The ..... from Oxford is due to arrive at platform 14 at .....
- 3 The ..... from ..... will arrive at platform 3. Time to be announced.
- 4 All train times in yellow are for ..... trains.
- 5 Trains from ..... arrive at platforms 6 and .....

# At the station

- 3 Свържете гумите от колона А с тези от В, за да се получат табели, които обикновено се намират по жп гарите. Отбележете (✓) тези, които виждате на този разтвор.

A	B
Left	ground
Lost	out
First	departures
Way	luggage
Train	class
Under	property

- 4 Можете ли да откриете следните неща на основната снимка?

- the train at platform 5
- a public telephone
- the ticket office
- stairs to the underground
- refreshments
- a train timetable
- a passenger with a backpack
- a trolley park
- a sign for 'information'



Platforms 6 and 7 Heathrow trains  
 Platforms 1 and 11  
 Lost property Left luggage  
 Platforms 12 to 14  
 Praed Street, St Mary's Hospital Way out  
 notice board



timetable (UK)  
 schedule (US)



left luggage office

## Do you know?


- Влаковете, които предоставят храна или **refreshments** на пътниците, имат определен **dining car** или **buffet car**.
- Понякога се налага да **change trains** на определена гара.



ticket office



news stand



self-service tickets



ticket inspector

guard



backpack

suitcase



bags

trolley (UK)  
cart (US)




public telephone (UK)  
pay phone (US)

**WORD POWER**

Основни думи и изрази  
за пътуване с влак:


**early:** по-рано от разписанието.  
**late:** по-късно от разписанието.  
**on time:** според разписанието.  
**delayed:** ще закъснее.  
**cancelled:** отменен.



passengers

platform

train





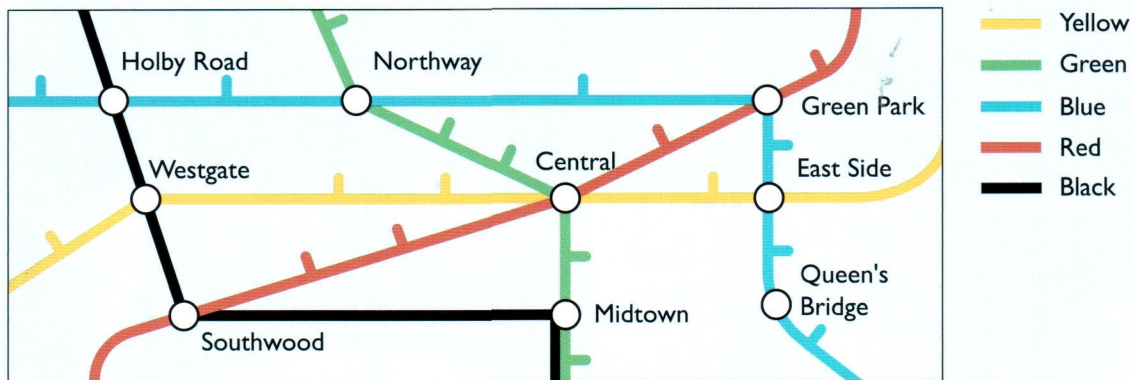
5 Чуйте шестима души, които са на гарата. Свържете ги дейностите със съответния извършител.

Speaker 1	buying a train ticket
Speaker 2	asking to see a ticket
Speaker 3	looking for a platform
Speaker 4	asking about left luggage
Speaker 5	asking about lost property
Speaker 6	buying something to read



6 Допълнете инструкциите според картата.

- 1 From Holby Road to Queen's Bridge? Take the ..... line.
- 2 From Westgate to East Side? Take the ..... line.
- 3 To get from Southwood to East Side, take the ..... line and change at .....
- 4 To get from Queen's Bridge to Westgate, take the ..... line and change at East Side.
- 5 Midtown and Northway are both on the ..... line. You don't have to ..... trains.



## 20 minutes+

Довършете изреченията с думи от урока.

- 1 Which ..... does the train to Reading leave from?
- 2 This suitcase is very heavy. Where can I get a baggage ..... ?
- 3 The 16.40 from Heathrow is ..... by twenty minutes. It's now due at five o'clock.
- 4 I left my wallet on the train so I must go to the ..... office.
- 5 I want a return ..... to Glasgow, please.
- 6 To get to the underground you go down the .....
- 7 I'm going to leave my bags in the left ..... office while I go shopping.

### Buying travel tickets

1 В България ползват ли намаление при пътуване следните хора?



children



senior citizens



a student



a disabled person

2 Разгледайте цените на билетите. Колко струва:

- 1 a single from London to Edinburgh?  
It costs £.....
- 2 a day return to Bristol for a child?  
It costs £.....
- 3 a day return to Cambridge? It costs £.....
- 4 a single to Bristol for a student? It costs £.....
- 5 a return to London from Cambridge? It costs £.....
- 6 a return to Edinburgh for a senior citizen?  
It costs £.....
- 7 a return to Cambridge for a student?  
It costs £.....
- 8 a single to Cambridge? It costs £.....

#### WORD POWER

**single / one way:** едностранен билет.

**return:** билет отиване и връщане.

**day return:** билет със специална тарифа за отиване и връщане в рамките на един ден.

**reduced rates:** билет с намаление за специална група хора, например за студенти и ученици.

### National Railways

#### Ticket prices

From/to	To/from	single	return	day return (£)
London, Paddington	Bristol	£48	£96	£68
		£24	£48	£34
London, King's Cross	Cambridge	£20.50	£42	£28
		£11.50	£23	£14
London, St Pancras	Edinburgh	£112	£224	not available
		£56	£112	

Prices in red show reduced rates for students, children and senior citizens.



3 Поставете съответната цена на билетите в изреченията, като имате предвид таблицата с цените. Произнасяйте всяка цифра. Слушайте записа и сверявайте произношението си.

£16.50    92p    €2.20    £32.50    €3.85    \$100

- 1 That's sixteen pounds fifty. ....
- 2 That's two euros and twenty cents. ....
- 3 That's thirty-two pounds fifty. ....
- 4 That's three euros eighty-five. ....
- 5 That's a hundred dollars. ....
- 6 That's ninety-two pence. ....

### Do you know?

Когато говорим за цени, често не споменаваме думите **pence** и **cents**. Упражнете произношението на:

- £2.50 – **That's two pounds fifty.**
- \$10.60 – **That's ten dollars sixty.**
- €5.20 – **That's five euros twenty.**



4 Чуйте четирите диалога. Попълнете цената на Всеки билет.

**Anglia Bus Company**

**From:** London  
**To:** Brighton  
**Type of ticket**  
 Single  Return   
**Fare:** £.....

**Just Go Jets**

**From:** Sydney  
**To:** Perth  
**Type of ticket**  
 Single  Return   
**Fare:** \$.....

**Europe Coach Connections**

**From:** London  
**To:** Paris   
**Type of ticket**  
 Single  Return   
**Discount**  
 Student  Senior Citizen   
**Fare:** .....

**Superlink Trains**

**From:** Hampton  
**To:** New York  
**Type of ticket**  
 One way  Round trip   
**Fare:** .....



## 20 minutes+

Чуйте диалога и попълнете изреченията. Свърете отговорите, като прослушате отново записа или прочетете текста му.

- 1 The man wants to go to .....
- 2 His name is John .....
- 3 He wants to fly on ..... June.
- 4 He wants a ..... ticket.
- 5 He doesn't want a ..... ticket.
- 6 The ticket costs .....





### What is happening?

1 Разгледайте фотосите. Какво се случва?  
Свържете снимките с изреченията.

**A**



- 1 They are buying tickets.   
2 He is carrying a suitcase.

**B**



**C**



- 3 She is eating a sandwich.   
4 She is reading a newspaper.

**D**



### Grammar: Present Continuous Tense (I)

Това глаголно време описва действия,  
които се случват сега, в момента.  
Образува се от *be* + глагол в *-ing* форма.

The man **is carrying** a suitcase.

They **are running** for the train.

I **am cooking** a meal.

*-ing* формата на глагола обикновено се образува, като се прибави *-ing* към инфинитива.

go → **going**      read → **reading**

При глаголи, които завършват на *-e*,  
го премахваме и добавяме *-ing*.

write → **writing**      come → **coming**

При глаголи, които завършват с кратка  
гласна и една съгласна, удвояваме  
съгласната и добавяме *-ing*.

run → **running**      stop → **stopping**

See Grammar Bank

2 Разгледайте фотосите. Довършете изреченията, като поставите глагола в скоби в сегашно продължително време.



1 She ..... a letter.  
(post)



2 She ..... at her watch.  
(look)



3 They ..... coffee.  
(drink)




4 They ..... (talk)



5 He ..... a trolley.  
(push)



3 Чујте четирима души и свържете разказа им със съответната снимка. Запишете в квадратчето номера на говорещия.



4 Слушайте отново. Говорещите често използват съкратени форми. Можете ли да ги чуете? Отбележете (✓) тези, които чувате.

- |       |                          |         |                          |
|-------|--------------------------|---------|--------------------------|
| I'm   | <input type="checkbox"/> | we're   | <input type="checkbox"/> |
| she's | <input type="checkbox"/> | you're  | <input type="checkbox"/> |
| he's  | <input type="checkbox"/> | they're | <input type="checkbox"/> |

### Do you know?

- Чантите и куфарите, които използвате при пътуване, се наричат **luggage** или **baggage**.
- Тези думи се употребяват само в единствено число и независимо от това колко куфара и чанти имате, не може да кажете **luggages** или **baggages!**
- В Grammar Bank ще откриете повече информация за множественото число.

## 20 minutes+

Прочетете текста. Подчертайте глаголите в сегашно просто време и заградете с кръг тези в сегашно продължително.

My name is Helen Wilcox. I work for Eastern Airlines and I am a pilot. The company has 23 pilots, but only three are women. I love my job.

The company is buying two new planes so, at the moment, I am learning to fly jumbo jets. It is difficult but I am working hard and, most importantly, I love it!

### Signs and notices (2)



Разгледайте следните табели, които се срещат по летищата. Чуйте шестима души, които ги обсъждат, и отбележете (✓) в квадратчето за кой знак става Въпрос.

1			
2			
3			
4			
5			
6			

2 Довършете изреченията с думи и изрази от записа.  
При нужда проверете значението им в Word Bank.

arrivals hall  
boarding pass  
Customs  
departure lounge  
gate  
meeting point

- 1 You can wait for your flight in the d..... l.....
- 2 You have to show your b..... p..... before you get on the plane.
- 3 Our travel representative is waiting in the a..... h.....
- 4 People from the European Union go through the blue channel at C.....
- 5 Where is the m..... p.....? My brother is waiting for me there.
- 6 Our flight is leaving from g..... 15.

3 Прочетете изреченията. Свържете ги с табелите, като отбележите А–Е в квадратчетата.

- 1 George is buying some perfume for his wife.
- 2 Ali is flying from London to Tokyo. His plane leaves in twenty minutes.
- 3 Alice is asking if the plane from Paris is on time.
- 4 Sarah is buying some dollars for her holiday in Australia.
- 5 Parveen is waiting for her brother who is flying from New York.

<input type="checkbox"/>
<input type="checkbox"/>
<input type="checkbox"/>
<input type="checkbox"/>
<input type="checkbox"/>



## 20 minutes+




Прослушайте съобщенията и допишете липсващата информация.

<p>1 Flight BA [ ]</p> <p>To Florence</p> <p>Gate A [ ]</p>	<p>2 Flight LH [ ]</p> <p>To Frankfurt</p> <p>Gate [ ]</p>	<p>3 Flight [ ]</p> <p>To Vienna</p> <p>Gate B44</p> <p>Delayed to [ ]</p>
<p>4 Flight AF 1664</p> <p>To [ ]</p> <p>Gate A [ ]</p>	<p>5 Flight [ ]</p> <p>To Amsterdam</p> <p>Gate [ ]</p>	<p>6 Flight QA 3031</p> <p>To Sydney</p> <p>Gate [ ]</p>

### What are you going to do?

- 1 Използвате ли обикновен бележник или го предпочитате в електронен вариант? Попълнете липсващите дни от седмицата.

Sunday	Wednesday	Tuesday	Monday	Thursday
<b>May</b>				
				<b>Week 21</b>



### Do you know?

- Дните от седмицата на английски език често се пишат съкратено.

Mon.	Fri.
Tue.	Sat.
Wed.	Sun.
Thur.	



- 2 Чуйте разказите на Ребека и Тим и попълнете в бележниците им ангажиментите за уикенда.

Rebecca

**Friday** Anita's .....

**Saturday** take cat .....

**Sunday** ..... with Tim at  
..... o'clock.

Tim

**Friday** Anita's .....

**Saturday** afternoon-buy .....

**Sunday** ..... with Rebecca

### Grammar: Present Continuous Tense (2)

Сегашно продължително време се използва за описание на дейности, които се извършват в момента (Вж. Lesson 6). Например:

*I am having my dinner now.*

Друга употреба на сегашно продължително време е да говорим за предстоящи дейности, като споменем дата или час в бъдещето.

*I am playing tennis on Saturday.*

*We are catching the bus at five o'clock.*

See Grammar Bank

3 Довършете изреченията, като поставите глагола В скоби В съответната форма.

- 1 We ..... (go) on holiday to Italy next month.
- 2 We ..... (fly) to Pisa.
- 3 We ..... (hire) a car at the airport.
- 4 We ..... (stay) in a hotel in Florence.
- 5 We ..... (meet) up with our Italian friends, Paulo and Carla.
- 6 They ..... (come) back home with us at the end of August.




**WORD POWER**

Ето още няколко изрази за уточняване на времето за извършване на дадена дейност:

- in a few minutes
- this morning
- this afternoon
- this evening
- tonight
- tomorrow
- next week
- next year

4 Чуйте разказите на петима души за бъдещите им планове. Свържете фотосите със съответния говорещ.

- A  B  C  D  E



## 20 minutes+

Разгледайте какво е планирала Санита за утре.

Попълнете текста с информация от бележника ѝ, като използвате сегашно продължително време.

Sunita (1) ..... with Helen at 11 o'clock.  
 Then she (2) ..... lunch with Helen and Kate. They (3) ..... at Café Bleu at 12.30.

In the afternoon, she (4) ..... to the shops to look for some new shoes and a hat.

In the evening, she (5) ..... to the cinema with David. Then they (6) ..... at Michel's.

11:00	swim with Helen
12:30	lunch - Helen and Kate meet at Café Bleu
15:00	shops - buy new shoes and hat
19:00	cinema with David then dinner at Michel's restaurant

### Seaside Mystery: Part 3

*The story so far:* Carlos tells Peter about his Spanish girlfriend, Maria. Peter tells Carlos that he likes Yoshiko. They go to Mrs King's house to ask Yoshiko to go to the beach with them. Mrs King says Yoshiko is busy but she will give her their message. When they leave the house, Carlos and Peter see Yoshiko through a window but then she disappears. Peter thinks that Mrs King is very rude, but Carlos just thinks that she is busy.

- 1 Следните думи се срещат в Част 3 от *Seaside Mystery*. Отбележете (✓) тези, които знаете, и проверете останалите в Word Bank.

asleep   term   swimming   tired   sitting   energy  
laugh   breakfast   sandwiches   alone   strange



- 2 Чујте историята. Ше Ви е от полза едновремено да следите текста на аудиозаписа.

- 3 Отговорете на въпросите за това, което сте прослушали.

1 Who is Mr McCabe?

.....

2 What are the students doing in class today?

.....

3 What does Yoshiko think about swimming in England?

.....

4 Where do the students go at lunch time?

.....

5 What does Peter ask Yoshiko?

.....

- 4 Довършете изреченията с думи от карето в упражнение 1.

1 Mr McCabe hopes the students are feeling full of .....

2 Yoshiko says she is a bit .....

3 Peter likes ..... on the beach in the sunshine.

4 Carlos likes Mr McCabe because he makes him .....

5 Mrs King says she is sorry that she can't make Yoshiko's .....

6 Yoshiko thinks it is ..... that her landlady is on the beach with a man she does not know.



## Grammar: Activities (verb + -ing)

Някои думи се образуват от глаголи (глагол + *-ing*) и описват дадена дейност. Те се използват като отглаголни съществителни имена и често се съчетават и с друг глагол.

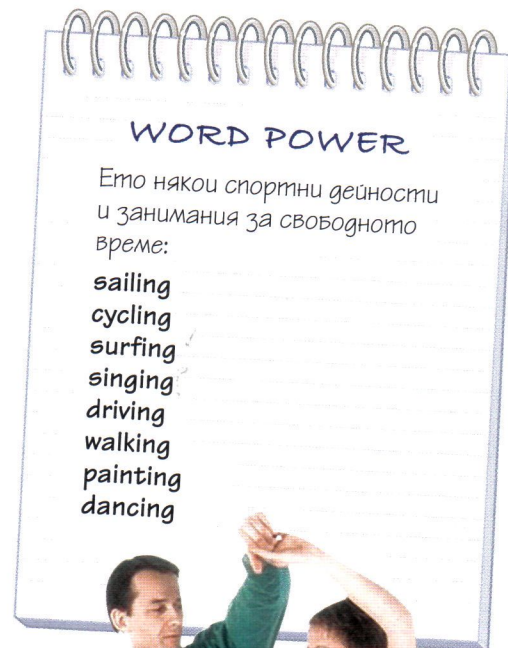
Do you like *swimming* in the sea?

I go *cycling* at weekends.

### 5 Довършете изреченията със следните думи:

asking    shopping    eating    sitting    playing    swimming

- 1 This is better than ..... in a hot classroom.
- 2 I think the sea is too cold for ..... in England.
- 3 You can find out more by ..... questions.
- 4 He spends a lot of time ..... on his computer.
- 5 On Saturdays I go ..... at the supermarket.
- 6 After ..... their lunch they go back to school.





Този урок ви дава възможност да упражните усвоения досега материал.  
Сверявайте отговорите си, за да проверите как се справяте.  
Записвайте точките си в карето горе вдясно.

### Functions

SCORE  
... /10

1 Свържете дейностите (а–г) с изреченията (1–10).  
Можете да използвате някои дейности по два пъти.

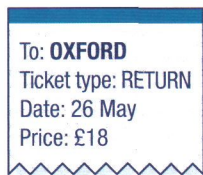
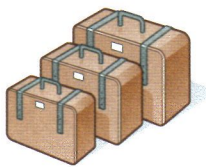
- |  |                                  |
|--|----------------------------------|
| 1 I want a return ticket to Paris, please.   | a) питаме къде се намира нещо    |
| 2 Danger! No Swimming!   | b) даваме указания               |
| 3 That's Jim. He's sitting in his car.   | c) питаме за часа                |
| 4 Excuse me. Where's the train station?  | d) разчитаме пътни знаци         |
| 5 When does our train leave?   | e) купуваме си билет за пътуване |
| 6 Can you tell me where the cinema is, please?   | f) описваме какво се случва      |
| 7 I'm playing football on Sunday.  | g) говорим за бъдещи планове     |
| 8 You can't park here, I'm afraid. It says no parking Monday to Friday, 07.00 – 18.00. |                                  |
| 9 We are going to Hong Kong next year.   |                                  |
| 10 Take the first left and then it's straight ahead.                                   |                                  |

### Vocabulary

SCORE  
... /10

2 Поставете гумите от карето пог съответната илюстрация.

luggage    ticket    timetable    trolley    gate



1 .....    2 .....    3 .....    4 .....    5 .....

3 Довършете изреченията с дума от карето.

midday    morning    afternoon  
o'clock    half

- I am playing tennis with Jill at .....
- The bus to the airport leaves at seven in the .....
- The museum opens at ten ..... and closes at five.
- The bank closes at four o'clock in the .....
- We are going to the restaurant at ..... past one.


4 Препишете изреченията, като изпишете съкратените форми.

- 1 Where's the post office? .....
- 2 They're over there in the café. ....
- 3 You can't smoke in the restaurant. ....
- 4 It's on the left, next to the bookshop. ....
- 5 I'm going on holiday tomorrow. ....

5 Довършете изреченията, като поставите глагола в скоби в съответната форма на сегашно просто, сегашно продължително време или инфинитив.

- 1 My name is Sven and I ..... (be) a pilot.
- 2 I ..... (fly) planes to Spain and Portugal.
- 3 Next week I ..... (go) on holiday to France with my family.
- 4 We ..... (leave) on Saturday at five in the morning.
- 5 I am going ..... (drive) from London to Paris.

**Listening**

 6 Чуйте четирите диалога и отбележете (✓) в таблицата *Вярно* (true) или *неВярно* (false).

Conversation	Statements	true	false
1	a) She is meeting Paul at 7.30. b) The restaurant is on the right as you walk towards the cinema.		
2	a) To get to the café, he must turn right at the post office. b) The café is next to the bookshop.		
3	a) The shops close at half past five. b) She wants to buy a book.		
4	a) He's going to Amsterdam by aeroplane. b) The next train is at quarter past two. c) He is buying a return ticket. d) The fare is 12 euros.		

### Asking about places

- 1 Когато посещавате някой град, кои от следните места предпочитате?



Напишете първите три избрани от Вас места.

1st ..... 2nd ..... 3rd .....



- 2 Чуйте как трима туристи разказват за местата, които смятат да посетят. Напишете името на обекта, който избира Всеки от тях.

Speaker 1 ..... Speaker 4 .....

Speaker 2 ..... Speaker 5 .....

Speaker 3 ..... Speaker 6 .....



- 3 Чуйте диалозите и отбележете в квадратчетата дали хората питат:

A for directions

B about the price of tickets

C about opening times

Speaker 1

Speaker 4

Speaker 2

Speaker 5

Speaker 3

Speaker 6

## Do you know?

- You **go sightseeing** in a city.
- You **go on an excursion** to a particular place.
- You **take a tour** of a building or a town.



### 4 Прочетете информацията.

## Guided Bus Tour

See the splendour of our city from an open-top bus.

Departs from the Embankment on the hour from 10 a.m. to 5 p.m. seven days a week.

Our expert guides give the history of this famous city in five languages.

The tour lasts one hour and takes you past some of the finest old buildings in the city.

**Adults £10 Children (under 14) £5**



Свържете въпросите и отговорите.

- |  |  |
|--|--|
| 1 How long does the tour last?         | a) It goes past some fine old buildings.     |
| 2 Where does the tour start?           | b) The Embankment.                           |
| 3 What time does the first tour start? | c) £10.00 for adults and £5.00 for children. |
| 4 When is the last tour?               | d) One hour.                                 |
| 5 Where does the tour go?              | e) 10 a.m.                                   |
| 6 How much does it cost?               | f) 5 p.m.                                    |

## 20 minutes+

Довършете изреченията с подходяща дума от карето.

buildings    tour    excursion    sightseeing    tourist

When I visit a new country I like to go ..... I like to see all the old  
..... Usually I go on a ..... of the city with a guide.  
Sometimes I go on an ..... outside the city to visit a castle or a garden.  
I enjoy being a ..... in a foreign country!

### How do you spell it?



1 Пролушаайте записа с буквите от азбуката и се упражнявайте да ги произнасяте.

A B C D E F G H I J K L M N O P Q R S T U V W X Y Z



2 Чујте как героите от този епизод произнасят имената си буква по буква. Повторете ги и вие.



I come from Germany and my name is Peter Lieb. That's P-E-T-E-R L-I-E-B.



I'm Carlos Sanchez and I come from Spain. My name's spelt C-A-R-L-O-S S-A-N-C-H-E-Z.



I live in Japan, and I'm called Yoshiko. That's Y-O-S-H-I-K-O.

3 Опитајте да произнесете името си на англиски буква по буква. Първо го запишете тук.


My name is .....



4 Отговорете на въпросите, за да решите кръстословицата. Произнесете на глас имената на географските обекти. Чујте записа и сверявајте написаното.

#### Across

- 1 Greek island in the Mediterranean Sea.
- 5 City where you can see the Statue of Liberty.
- 6 Country that Carlos Sanchez comes from.
- 8 Sydney, Melbourne and Canberra are in this country.



#### Down

- 1 The Great Wall of ..... (name of country).
- 2 The largest city in Japan.
- 3 Home of a famous clock called Big Ben.
- 4 City home of the Eiffel Tower.
- 7 Pasta and pizza come from this country.

## 5 Слушайте и довършете диалога.

- CARLOS: Yoshiko, how do you spell your family name?  
 YOSHIKO: It's spelt ..... Easy, isn't it?  
 CARLOS: I don't think so. But can you spell the town where I live?  
 YOSHIKO: Of course. It's .....  
 CARLOS: That's right! And I can spell the name of the town where you live. It's .....  
 YOSHIKO: Very clever. But this is a hard one. Can you spell the name of the capital of Scotland?  
 CARLOS: I think so. It's ....., isn't it?  
 YOSHIKO: Well done. I think that's really hard because it's got letters in it that you don't say.  
 CARLOS: Yes it has. So has the thing you cut food with.  
 YOSHIKO: Oh, you mean a ..... There are lots of words with silent letters in English, aren't there? What about the name of the fish that you can get in Scotland?  
 CARLOS: It's a haggis, that's H-A-double G-I-S.  
 YOSHIKO: Don't be silly, Carlos. A haggis isn't a fish! I mean a .....

## Do you know?

- При произнасяне на името буква по буква, ако една буква се удвоява, тя се нарича **double**.

Например: Philippe се произнася: **P-H-I-L-I-DOUBLE -P-E**.

- Ако думата има апостроф, той трябва да се упомене.

**King's Road** се изговаря **K-I-N-G-APOSTROPHE-S-R-O-A-D**.



## 20 minutes+

Кажете следните думи и определете кои букви в тях не се произнасят.

island silver hour light knife friend some straight  
 comb love Brighton chalk walk castle sign know

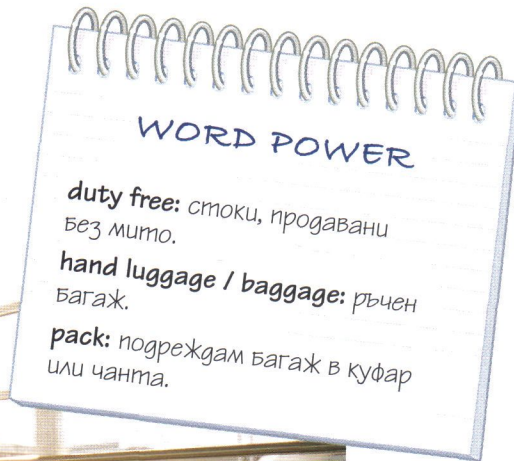
Слушайте записа и сверявайте.

## Ready for take off

1 Какво правите най-напред, когато пристигнете на летището? А след това?

Подгответе дейностите.

- Go to departure gate
- Check in
- Go through passport control
- Do some duty free shopping
- Board aeroplane



2 Какво носите в ръчния багаж? СВържете гумите в карето с Вещите (1-5). Отбележете (✓) нещата, с които обикновено пътувате.

hairbrush    book    socks    toothpaste    alarm clock



# At the airport



3 Чүйте следните съобщения на летището. Къде трябва да отидат хората?


- A departures    B airport information    C check-in
- Announcement 1 .....
- Announcement 2 .....
- Announcement 3 .....
- Announcement 4 .....
- Announcement 5 .....

4 Довършете изреченията с гуми от този разтвор.

- You have to show your passport and your ..... at the check-in desk.
- The clerk gives you a ..... pass.
- You can wait for your flight in the ..... lounge.
- The flight ..... is serving drinks.
- Put your keys here when you go through the ..... check.

## Do you know?

Когато пътувате със самолет, обикновено има изисквания за багажа. Всичко над допустимите килограми се смята за **excess baggage** и се таксува допълнително.




check-in desk

tickets

passengers

security check


departure lounge



airport terminal

jet engine

aeroplane (UK) airplane (US)








passports

boarding pass



take off



control tower



flight deck

pilot


**WORD POWER**

**in-flight entertainment:** филми, музика и телевизионни програми по време на полета.

**flight time:** времето от излитането до кацането.


**altitude:** височината, на която лети самолетът.

duty free shopping



flight attendant

baggage reclaim




passenger cabin



airport service vehicle

runway





5 Свържете фотосите с изреченията.

- 1 Yes, there are seats available for Flight 012.
- 2 Is there a bus to Victoria from here?
- 3 Let's buy something to read on the plane.
- 4 Passengers from this flight are entering Arrivals now.

6 Разгледайте разписанието и кажете кога излитат самолетите.

For example: I 'The flight to Chicago leaves at fifteen thirty.'

Сверете изреченията в ключа с отговорите.

DEPARTURES			
Flight	Destination	Time	Gate
B345	Chicago	15.30	Gate 7
AA478	Los Angeles	16.00	Wait in lounge
SW891	Zurich	16.30	Gate 24
BA459	New York	16.45	Gate 11
BM213	Paris	Delayed	Wait in lounge
AL503	Rome	17.50	Wait in lounge

## 20 minutes+

Прослушайте диалога и довършете изреченията с думи от карето.

passport Malaga tickets baggage hand

- 1 The check-in clerk wants to see the family's ..... and passports.
- 2 The family is flying to ..... today.
- 3 The woman thinks her husband has forgotten his .....
- 4 The check-in clerk thinks the family has excess .....
- 5 One of the bags is ..... luggage.

### Finding out about cities

- 1 В по-големите градове (*cities*) живеят повече хора, отколкото в малките градчета (*towns*).  
Кои са най-големите градове във вашата страна?
- 2 Довършете изреченията с дума от карето.

capital    population    city    town    village

- 1 London is the .....*capital*..... of England.
- 2 It has a ..... of over eight million.
- 3 Cardiff and Bristol are .....
- 4 Dedham is a small ..... in England.
- 5 Penzance and Huddersfield are .....
- 6 The place where I live is a .....



- 3 Чуйте как двама души разказват за родните си места. Попълнете липсващата информация.

Speaker 1	
Name	.....
City	.....
Population	..... thousand
Places to visit	.....
Way to see the city	tour by .....



Speaker 2	
Name	.....
City	.....
Population	..... million
Places to visit	..... and .....
Way to see the city	on .....

## Grammar: Asking questions

Може да задавате Въпроси за обектите в даден град, като използвате *Is there ...?* (ег. ч.) и *Are there ...?* (мн. ч.). Например:

*Is there an airport in Liverpool?*

*Are there any art galleries in Bristol?*

See Grammar Bank



### 4 Задайте Въпроси с *Is there* или *Are there*.

- 1 ..... an opera house in Sydney?
- 2 ..... any taxis in the city centre?
- 3 ..... a subway in Chicago?
- 4 ..... any theatres in Brighton?
- 5 ..... any guided tours of the city?

### 5 Разгледайте компаса и научете гумите за посоките на света.

north south east west north-east north-west south-east south-west

### 6 Разгледайте картата на предишната страница. Попълнете празните места в изреченията само с по една дума.

- 1 York is ..... the ..... of England.
- 2 Bristol is about 120 miles ..... London.
- 3 Dedham is a village sixty miles ..... of London.
- 4 Penzance is ..... the ..... - ..... of England.
- 5 Liverpool is ..... the ..... - ..... of England.


### Do you know?

- Посоките на света се използват на английски език за описание на местоположение.
- **Venice is in the north of Italy.**
- **Orleans is south of Paris.**
- **Canberra is 190 miles south of Sydney.**

## 20 minutes+

Слушайте внимателно диалога за града и попълнете липсващата информация.

Name of city	.....
Where the city is	..... ..... miles north of London
Population	.....
Tourist attractions	1 ..... 2 ..... every summer
How do you get there?	1 ..... 2 ..... 3 .....




### Can you repeat that...?



1 Срещате ли понякога трудности, ако говорите по телефона с непознат? Имате ли проблеми с чуването и разбирането на казаното?

Прослушайте изреченията на записа и ги повторете.

- 1 Can you repeat that, please?
- 2 How do you spell that, please?
- 3 Can you say that again, please?
- 4 Can you spell that, please?



2 Довършете диалозите (A–D) с изреченията от упражнение 1.

**A**

'What's your name?'  
'It's Jane Robbins.'

'.....'

'Robbins. It's R-O-double B-I-N-S.'

'Thanks.'

**B**

'Could you put me through to the ticket office, please?'

'Sorry, .....

'The ticket office.'

'Yes, of course. Hold the line, please.'

**C**

'Good morning. Charles Moore speaking.'

'Hello, it's Timson's Travel here.'

Your ticket is ready.'

'.....?'

'Your ticket is ready. Shall we send it?'

'Yes, please.'

**D**

'Hello. I'm Sharon Moll.'

'How do you do? I need to make a note of that. ....'

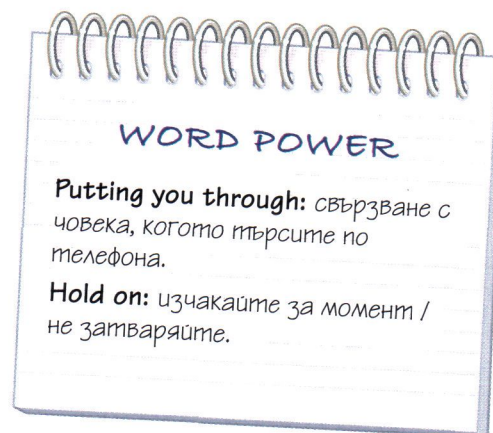
'Yes, of course. It's Moll: M-O-L-L.'

'Thanks.'



3 Понякога е трудно да разберете какво ви говорят по телефона. Чуйте следния разговор и отбележете нещата, които се объркват. Ако е необходимо, го прослушайте два пъти.

- 1 Tracy doesn't talk clearly.
- 2 She talks too quickly.
- 3 She doesn't listen carefully.
- 4 She doesn't check that she understands what the caller is saying.
- 5 She doesn't give her name.




### Can you repeat that...?



1 Срещате ли понякога трудности, ако говорите по телефона с непознат? Имате ли проблеми с чуването и разбирането на казаното?

Прослушайте изреченията на записа и ги повторете.

- 1 Can you repeat that, please?
- 2 How do you spell that, please?
- 3 Can you say that again, please?
- 4 Can you spell that, please?



2 Довършете диалозите (A–D) с изреченията от упражнение 1.

**A** 'What's your name?'  
'It's Jane Robbins.'  
.....'  
'Robbins. It's R-O-double B-I-N-S.'  
'Thanks.'

**B** 'Could you put me through to the ticket office, please?'  
'Sorry, .....'  
'The ticket office.'  
'Yes, of course. Hold the line, please.'

**C** 'Good morning. Charles Moore speaking.'  
'Hello, it's Timson's Travel here. Your ticket is ready.'  
.....?'  
'Your ticket is ready. Shall we send it?'  
'Yes, please.'

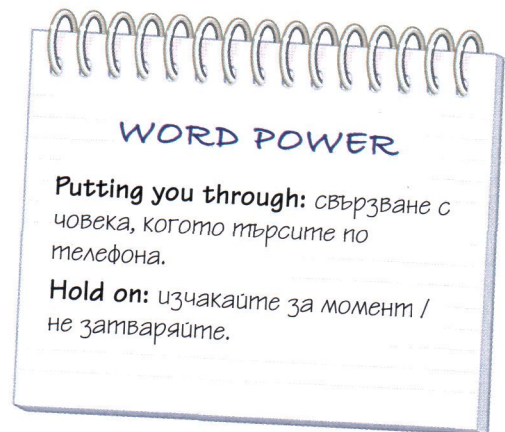
**D** 'Hello. I'm Sharon Moll.'  
'How do you do? I need to make a note of that. ....'  
'Yes, of course. It's Moll: M-O-L-L.'  
'Thanks.'



3 Понякога е трудно да разберете какво ви говорят по телефона. Чуйте следния разговор и отбележете нещата, които се объркват. Ако е необходимо, го прослушайте два пъти.

- 1 Tracy doesn't talk clearly.
- 2 She talks too quickly.
- 3 She doesn't listen carefully.
- 4 She doesn't check that she understands what the caller is saying.
- 5 She doesn't give her name.



### Making sense

- 1 Пунктуацията в писмения английски помага на читателя да разбере смисъла на текста.


Ето някои често срещани препинателни знаци:

!	exclamation mark	Danger!
'...' or "..."	inverted commas	'I'm going out tonight,' she said.
,	comma	He is selling fruit, vegetables and flowers.
;	semi-colon	Don't speak to him; he can't hear.
:	colon	For example:
.	full stop	Green Park is north of the river.
?	question mark	Where do you live?
(...)	brackets	This car (a 2001 model) costs 8000 euros.
'	apostrophe	Tom's car
-	hyphen	hard-working
P	capital letter	My name is Patricia.

- 2 Попълнете препинателните знаци и главните букви в телефонния разговор.



good morning can i help you  
 yes please i want a ticket to rome  
 certainly sir whats your name  
 john green thats g r e e n  
 ok mr green when do you want to fly  
 on monday june the tenth  
 the best flight is ba2747 that leaves  
 at 15 30  
 15 30 thats great



- 3 Чуйте записа и напишете изреченията, като прибавите липсващите гуми и препинателни знаци.

- |                       |                   |                          |                      |
|-----------------------|-------------------|--------------------------|----------------------|
| 1 .....               | the post office   | 5 thats .....            | mobile phone isnt it |
| 2 can i help you      |                   | 6 that sign says .....   |                      |
| 3 hes .....           | to paris tomorrow | 7 its only another ..... | miles to .....       |
| 4 how much is a ..... | ticket            | 8 do you want an .....   | i do                 |

- 4 На английски език множество често употребявани думи се произнасят по един начин, но се пишат по друг и са с различен смисъл. Те се наричат *homophones* (омофони). Прочетете думите и проверете значението им в Word Bank.

too/to	two	I	eye
see	sea	son	sun
wait	weight	their	there
some	sum	write	right
know	no	here	hear

- 5 Липсващите думи в указанията към кръстословицата са от упражнение 4.

**Across**

4 One , ..... , three, four, five.

6 The ..... of the parcel is 5 kilos.

8 He is buying ..... stamps.

9 Brighton is beside the .....

10 It's the first turning on the .....

**Down**

1 'Do you ..... the name of that boy?'

2 If something is late, you have to ..... for it.

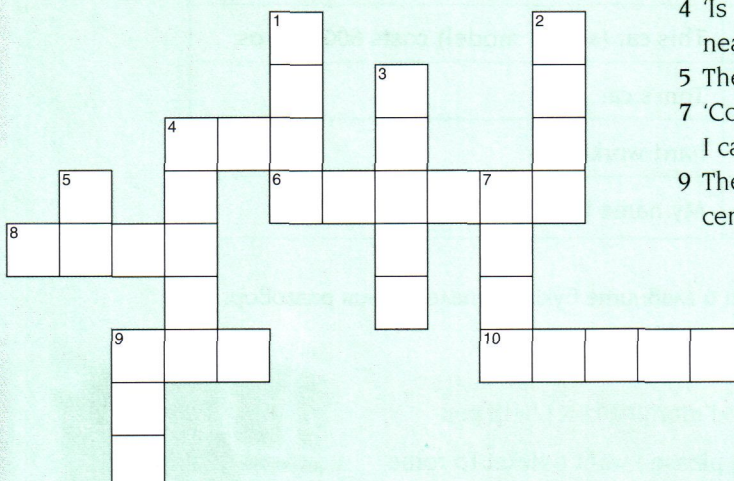
3 To put words on paper.

4 'Is ..... a post office near here?'

5 The opposite of 'yes'.

7 'Could you repeat that please. I can't ..... you.'

9 The ..... is at the centre of the solar system.



## 20 minutes+



Четете и слушайте изреченията и изберете подходящата дума.

- Do you *no* / *know* what your *weight* / *wait* is?
- I want to buy *some* / *sum* flowers for my mother.
- They are going to *write* / *right* to me about the job.
- Please stay *hear* / *here* while I look for him.
- He's my *sun* / *son* and I love him very much.
- The post office is over *there* / *their*.



### Finding out about countries

- 1 Как се нарича Вашата страна? Как е на английски език? Довършете изреченията.

My home country is .....

My nationality is .....

My language is .....



- 2 В много страни се говорят няколко официални езика. Чуйте диалозите и довършете изреченията.



#### Conversation 1

He comes from

.....

It's a very

.....

country. The

capital city is called .....

..... is a neighbour. The national

languages in his country are .....

and .....



#### Conversation 2

She comes

from

.....

which is a

small

..... The capital city is

..... Their nearest neighbour is

..... In her country they speak

..... and .....



### Grammar: Making comparisons

Може да сравнявате обекти, като използвате *as* + (прилагателно име) + *as*:

Canada is *as big as* China.

Ако нещата са почти еднакви, но не напълно, се употребява *almost as ... as*:

Australia is *almost as big as* Brazil.

При липса на прилика използвайте *not as ... as*:

Wales is *not as big as* England.

See Grammar Bank

- 3 Разгледайте таблицата. Използвайте информацията, за да довършите изреченията.


Country	Size (square kilometres)
Austria	84,000
Portugal	92,000
Spain	505,000
Italy	300,000
The Philippines	300,000

- Italy ..... the Philippines.
- Portugal ..... Spain.
- Austria ..... Portugal.
- Austria ..... Italy.

- 4 Преглавете си, че се каните да посетите Исландия. Напишете пет въпроса на английски език относно думите в скоби по-долу. После прочетете и прослушайте текста и отговорете на въпросите в таблицата.

# ICELAND

Iceland is a beautiful country in the North Atlantic Ocean. It is larger than Portugal – its size is 103,000 square kilometres, but it has a small population: 289,000 people. About half the population lives in and around the capital city – Reykjavik. They speak Icelandic – it is a very old language. Iceland has its own currency: the krona, which means crown in English.



Questions	Answers
1 ..... (capital)	1 .....
2 ..... (size)	2 .....
3 ..... (language)	3 .....
4 ..... (currency)	4 .....
5 ..... (population)	5 .....

## 20 minutes+

Свържете въпросите (1–7) и отговорите (a–g).  
Сверявайте, докато слушате записа.

- |   |  |
|---|--|
| 1 What's your nationality?                        | a) Brussels.   |
| 2 Is your country as big as England?              | b) The euro, of course.  |
| 3 What is the population?                         | c) French, German and Dutch.   |
| 4 What is the capital?                            | d) No, it's only 30,000 square kilometres.                               |
| 5 What currency do you use?                       | e) I'm Belgian.  |
| 6 What countries are your neighbours?             | f) About 10 million.   |
| 7 What languages do people speak in your country? | g) We have borders with France, Germany, The Netherlands and Luxembourg. |

### Dealing with travel situations

1 Как бихте постъпили в следните ситуации? Отговорете на въпросите на български език.

- A Your train is delayed.
- B You are going to be late for a meeting.
- C You want to sit at a no-smoking table in a restaurant.
- D You are looking for a hotel.
- E You are in a hurry to get to the airport.



2 Четете и слушайте петте диалога. Какво се случва? Изберете ситуация (A–E) от упражнение 1 и напишете буквата в квадратчето.

- 1 A: Is the 15.30 to Buffalo running?  
B: Let me see. Yes, but there's a 45 minute delay.  
A: What time does it get to Buffalo?  
B: It's due in Buffalo at 17.10.  
A: Thank you.

- 2 A: Excuse me. Can you help me please?  
B: Yes, sir. What can I do for you?  
A: I want a hotel in central London.  
B: Is that just for one night?  
A: Yes, it is.  
B: Let's have a look... The Cavendish in Bryanston Square has a double room available at £95.00 a night.  
A: Well, that sounds OK. Where is Bryanston Square?

- 3 A: Hello. Is that the Belmont conference centre?  
B: Yes. How can I help?  
A: I have a meeting in room 112 with Mr Curtis. Unfortunately my train is delayed so I'm going to be late.  
B: Room 112? Hold on a moment. I'm putting you through.  
A: Thanks.

- 4 A: Where to, madam?  
B: The airport, please. I'm running a bit late.  
A: Now then, what time's your flight?  
B: Half past eleven. I'm sure I'm going to miss it.  
A: Don't worry. Plenty of time. Leave it to me.  
B: Great!



- 5 A: Good morning. Is it just for the two of you?  
B: Yes, can we sit over there by the window?  
A: Just a second, yes, that table's free.  
B: Is that a no-smoking area?  
A: Yes, we only allow smoking at the bar.  
B: Oh, good.

3 Прочетете отново диалозите и открийте къде са използвани изразите от карето Word Power.

Conversation 1

.....

Conversation 2

.....

Conversation 3

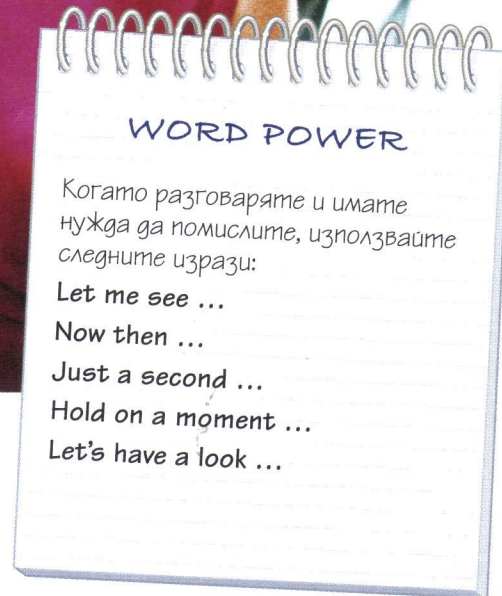
.....

Conversation 4

.....

Conversation 5

.....



4 Попълнете изреченията с думи от карето.

delayed miss let running plenty leave

- 1 Excuse me, my flight is ..... so I need to phone someone.
- 2 I'm sorry but the train is ..... late.
- 3 Don't worry, you've ..... of time to catch the plane.
- 4 ..... it to me, I'll give him the message.
- 5 He's going to ..... his train if he doesn't hurry up.
- 6 I need to ..... someone know I'm going to be late.

## 20 minutes+

Напишете пет изречения, в които може да използвате следните изрази:

- 1 Let me see, .....
- 2 Now then, .....
- 3 Just a second, .....
- 4 Hold on a moment. ....
- 5 Let's have a look. ....

### Ways to travel

1 Обичате ли да пътувате? Как предпочитате да го правите – с всички удобства или без много багаж? Разгледайте фотосите и ги свържете с начините на пътуване (1–5).

A




B




C



D



E



- 1 flying       2 cycling       3 walking       4 sailing       5 driving



2 Чуйте разказите на петима души как обичат да пътуват. Прочетете изреченията. С кое от тях (1–10) би се съгласил Всеки от тях?

Speaker 1

Speaker 2

Speaker 3

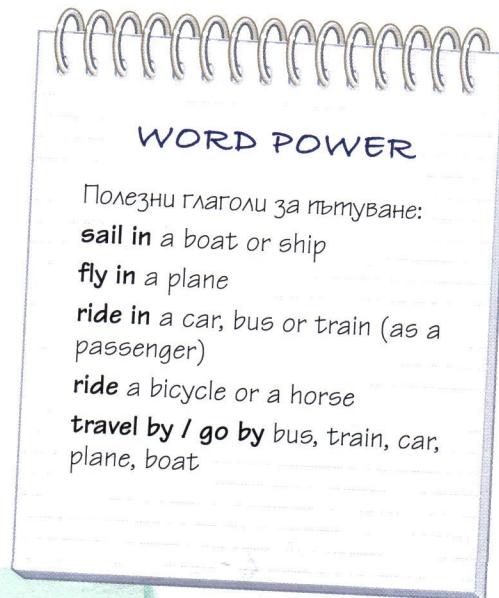
Speaker 4

Speaker 5

- 1 It's the cheapest way to travel.
- 2 It's a slow way to travel but very comfortable.
- 3 There are no timetables to keep to.
- 4 You usually meet interesting people.
- 5 It's the quickest way to get anywhere.
- 6 It keeps me fit and healthy.
- 7 You can take as much luggage with you as you want.
- 8 It gets boring sometimes.
- 9 You are looked after during your journey.
- 10 I can decide when to stop.

3 Довършете изреченията с глагол от карето Word Power.

- 1 I often ..... my bike in the park.
- 2 Do you ..... to London by train?
- 3 He always ..... a very expensive car.
- 4 She is ..... round the world in a small boat.
- 5 Can you ..... a horse?
- 6 It takes about three hours to ..... from Greece to England.



### Grammar: Adverbs of frequency

Наречията за честота показват колко редовно се случва нещо.

You **always** meet interesting people.

She is **often** late.

We **sometimes** fly, but I **usually** go by train.

I **never** travel by boat, because I get seasick.

See Grammar Bank



4 Прослушайте отново записа от упражнение 2 или прочетете текста му. Колко наречия за честота открихте?

.....

.....

.....

### 20 minutes+

Довършете петте изречения с информация за Вас самите.

Ако желаете, използвайте изразите и гумите в скоби.

- 1 I usually ..... (go to bed at...)
- 2 I often ..... (go to work by...)
- 3 Sometimes, I ..... (like to ...)
- 4 I ..... a lot. (eat ...)
- 5 My friends say I never .....

### Seaside Mystery: Part 4

*The story so far:* Yoshiko arrives late for Mr McCabe's class. After the class, Peter, Carlos and Yoshiko go to the beach together. Yoshiko shows them a note from her landlady, Mrs King. Mrs King was not in the house for breakfast and Yoshiko is worried about her. Suddenly, they see Mrs King on the beach with a man. They think this is strange. The three students return to school.

1 Прочетете изреченията за историята досега и отбележете *true* или *false*.

	True	False
1 Mrs King is Peter's landlady.	<input type="checkbox"/>	<input type="checkbox"/>
2 Yoshiko is late for Mr McCabe's class.	<input type="checkbox"/>	<input type="checkbox"/>
3 Yoshiko sees Mrs King at breakfast.	<input type="checkbox"/>	<input type="checkbox"/>
4 Mrs King is on the beach with Mr McCabe.	<input type="checkbox"/>	<input type="checkbox"/>
5 Yoshiko returns to school with Carlos and Peter.	<input type="checkbox"/>	<input type="checkbox"/>

2 Прегу да чуете текста, се уверете, че знаете значението на думите. При необходимост ги проверете в Word Bank.

crying   taking   reason   park   lake   immediately   shouting  
 in trouble   kill   gun   angry   idea   police   bridge   find out





3 Чуйте Част 4 от историята и отговорете на Въпросите.

- 1 Who phones Peter?  
.....
- 2 Who writes a letter to Yoshiko?  
.....
- 3 What does Mrs King want Yoshiko to do?  
.....
- 4 Where is Carlos?  
.....
- 5 Where is Mrs King?  
.....
- 6 Who is she with?  
.....

4 Погредете илюстрациите по хронологичен ред.

1  2  3  4  5  6



5 Свържете изреченията със съответната илюстрация от упражнение 4.

Yoshiko takes Mrs King home.

Yoshiko speaks to Peter on the phone.

Carlos and Peter run after Mrs King's son.

Peter and Yoshiko meet in the park.

Yoshiko and Peter go to the station.

Carlos sees the young man running over the bridge.



Този урок ви дава възможност да упражните усвояения досега материал.  
Сверявайте отговорите си, за да проверите как се справяте.  
Записвайте точките си в карето горе вдясно.

### Functions

SCORE  
... /10

1 Свържете дейностите (1–10) с изреченията (а–j).

- |   |  |
|---|--|
| 1 питате за обекти наблизо                  | a) Could you say that again, please?                       |
| 2 казвате дума буква по буква               | b) What country do you come from?                          |
| 3 питате за работното време                 | c) Is there a double 'm' in it?                            |
| 4 проверявате дали сте разбрали             | d) I'm sorry but I'm going to be too late for the meeting. |
| 5 искате информация за дадена страна        | e) I can take lots of luggage.                             |
| 6 търсите хотел                             | f) Is there an opera house near here?                      |
| 7 резервирате маса в ресторант              | g) What time does it open?                                 |
| 8 казвате, че ще пропуснете уговорена среща | h) What is the population of France?                       |
| 9 твърдите, че обичате да пътувате с кола   | i) I need a room for the night.                            |
| 10 питате за националността на някого       | j) Do you have a table for two, please?                    |

### Vocabulary

SCORE  
... /10

2 Довършете изреченията с думи от карето.

- When I'm on holiday I like to go .....
- London Zoo is a great tourist .....
- We are going on a guided ..... of the city this morning.
- I'm just ..... you through to the accounts department.
- He lives in Switzerland but his ..... country is Italy.
- Don't worry! You've got ..... of time to catch your train.
- The ..... of London is about eight million.
- Yoshiko wants to ..... what is the matter with her landlady.
- He ..... goes to work by bus.
- The flight to New York is ..... so we are going to be three hours late.

sightseeing  
putting  
plenty  
tour  
delayed  
attraction  
home  
find out  
always  
population